

Birmingham & District Invitation Cross Country League

2017-2018 Season - Race Result


Division 3

Race 1

11/11/2017 at Plock Court, Gloucester

hosted by Severn AC

Results Version 1 (11/11/2017)



Senior Mens Race

| Posn | Bib | Time | Name | Club | Age | SenM Pts | JunM Pts |
|------|-----|-------|--------------------|-----------------------------|------|-------------|-------------|
| 1 | 173 | 31:04 | Felix McGrath | Newcastle (Staffs) AC | | 1 | |
| 2 | 195 | 32:34 | Ian Mansell | Nuneaton Harriers | | 2 | |
| 3 | 259 | 32:41 | Louie Boot | Solihull & Small Heath A.C. | JunM | 3 | 1 |
| 4 | 136 | 33:12 | Paul Little | Droitwich AC | | 4 | |
| 5 | 229 | 33:18 | James Rose | Severn AC | | 5 | |
| 6 | 218 | 34:01 | Chris Brown | Severn AC | | 6 | |
| 7 | 340 | 34:49 | Gurmal Dahl | West Bromwich Harriers | | 7 | |
| 8 | 261 | 34:53 | Adam Cole | Solihull & Small Heath A.C. | | 8 | |
| 9 | 353 | 35:07 | Shaun Osbourne | Stourbridge R.C. | | 9 | |
| 10 | 297 | 35:19 | Darren Riley | Sparkhill Harriers | | 10 | |
| 11 | 182 | 35:21 | Tim Twentyman | Newcastle (Staffs) AC | | 11 | |
| 12 | 30 | 35:24 | David Beasley | Amazing Feet | | 12 | |
| 13 | 198 | 35:29 | Garry Payne | Nuneaton Harriers | | 13 | |
| 14 | 28 | 35:34 | Michael Smith | Aldridge R.C. | | 14 | |
| 15 | 188 | 35:38 | Eric Fowler | Nuneaton Harriers | | 15 | |
| 16 | 162 | 35:41 | Shaun Allen | Newcastle (Staffs) AC | | 16 | |
| 17 | 219 | 35:41 | Richard Brown | Severn AC | | 17 | |
| 18 | 105 | 35:43 | Alex Stephenson | Cobra R.C. & Tri | | 18 | |
| 19 | 179 | 35:48 | Tim Sharman | Newcastle (Staffs) AC | | 19 | |
| 20 | 14 | 35:50 | Liam Harrold | Aldridge R.C. | | 20 | |
| 21 | 175 | 35:57 | Christopher Morgan | Newcastle (Staffs) AC | | 21 | |
| 22 | 171 | 36:12 | Bruce Johnson | Newcastle (Staffs) AC | | 22 | |
| 23 | 24 | 36:15 | Toby Oury | Aldridge R.C. | | 23 | |
| 24 | 73 | 36:16 | Ian Satterthwaite | Centurion RR | | 24 | |
| 25 | 316 | 36:22 | Darren Hallet | Sphinx AC | | 25 | |
| 26 | 27 | 36:24 | Mark Shaw | Aldridge R.C. | | 26 | |
| 27 | 46 | 36:28 | Adam Smith | Amazing Feet | | 27 | |
| 28 | 197 | 36:35 | Andrew Massey | Nuneaton Harriers | | 28 | |
| 29 | 168 | 36:41 | Neil Gerrity | Newcastle (Staffs) AC | | 29 | |
| 30 | 222 | 36:43 | Alex Hope | Severn AC | | 30 | |
| 31 | 268 | 36:45 | Steve Howes | Solihull & Small Heath A.C. | | 31 | |
| 32 | 112 | 36:47 | Richard Bruce | Coventry Triathletes | | 32 | |
| 33 | 5 | 37:03 | Steve Blakemore | Aldridge R.C. | | 33 | |
| 34 | 309 | 37:06 | David Brewis | Sphinx AC | | 34 | |
| 35 | 243 | 37:06 | Nick Hill | Sneyd Striders | | 35 | |
| 36 | 227 | 37:07 | Ian Overthrow | Severn AC | | 36 | |
| 37 | 263 | 37:07 | Chris Dix | Solihull & Small Heath A.C. | | 37 | |
| 38 | 352 | 37:15 | Pete Walters | Stourbridge R.C. | | 38 | |
| 39 | 60 | 37:19 | Tom Healy | Centurion RR | | 39 | |
| 40 | 339 | 37:36 | Russell Collins | West Bromwich Harriers | | 40 | |
| 41 | 307 | 37:46 | Garry Barnes | Sphinx AC | | 41 | |
| 42 | 318 | 37:51 | Colin Piper | Sphinx AC | | 42 | |
| 43 | 93 | 37:59 | David Daniels | Cobra R.C. & Tri | | 43 | |
| 44 | 344 | 38:06 | Karl Moore | West Bromwich Harriers | | 44 | |
| 45 | 127 | 38:09 | Gary Smith | Coventry Triathletes | | 45 | |
| 46 | 41 | 38:10 | Shaw Pye | Amazing Feet | | 46 | |
| 47 | 232 | 38:21 | Sam Taylor | Severn AC | | 47 | |
| 48 | 286 | 38:22 | Simon Hodges | Sparkhill Harriers | | 48 | |
| 49 | 142 | 38:23 | Adam Taylor | Droitwich AC | | 49 | |
| 50 | 241 | 38:25 | Keith Harrison | Sneyd Striders | | 50 | |

Birmingham & District Invitation Cross Country League

2017-2018 Season - Race Result


Division 3

Race 1

11/11/2017 at Plock Court, Gloucester

hosted by Severn AC

Results Version 1 (11/11/2017)



| | | | | | |
|-----|-----|-------|----------------------|-----------------------------|-----|
| 51 | 328 | 38:29 | Robert Colman | Stourbridge R.C. | 51 |
| 52 | 106 | 38:33 | Mike Tovey | Cobra R.C. & Tri | 52 |
| 53 | 334 | 38:36 | Rob Taylor | Stourbridge R.C. | 53 |
| 54 | 53 | 38:44 | Lee Caves | Centurion RR | 54 |
| 55 | 211 | 38:46 | Tim Lake | Sedgley Striders | 55 |
| 56 | 302 | 38:49 | Paul Webster | Sparkhill Harriers | 56 |
| 57 | 196 | 38:53 | James Mason | Nuneaton Harriers | 57 |
| 58 | 144 | 38:55 | Douglas Ward | Droitwich AC | 58 |
| 59 | 108 | 39:02 | Guy Walton | Cobra R.C. & Tri | 59 |
| 60 | 91 | 39:05 | Steve Cleary | Cobra R.C. & Tri | 60 |
| 61 | 313 | 39:06 | Allen El-Sour | Sphinx AC | 61 |
| 62 | 113 | 39:06 | Craig Bryan | Coventry Triathletes | 62 |
| 63 | 363 | 39:10 | Bob Carvell | Nuneaton Harriers | 63 |
| 64 | 217 | 39:20 | Andy Brown | Severn AC | 64 |
| 65 | 159 | 39:22 | Steve Smith | Kidderminster & Stourport | 65 |
| 66 | 367 | 39:25 | Gary Smith | West Bromwich Harriers | 66 |
| 67 | 276 | 39:30 | Tahir Ahktar | Sparkhill Harriers | 67 |
| 68 | 310 | 39:42 | Wayne Broadbent | Sphinx AC | 68 |
| 69 | 186 | 39:48 | Mark Bailey | Nuneaton Harriers | 69 |
| 70 | 358 | 39:50 | Mike Walker | Sedgley Striders | 70 |
| 71 | 4 | 39:54 | Brett Antill | Aldridge R.C. | 71 |
| 72 | 201 | 39:54 | Mark Treadwell | Nuneaton Harriers | 72 |
| 73 | 187 | 39:56 | Peter Barzetovic | Nuneaton Harriers | 73 |
| 74 | 70 | 39:57 | Wayne Muddiman | Centurion RR | 74 |
| 75 | 258 | 39:59 | Peter Bacon | Solihull & Small Heath A.C. | 75 |
| 76 | 321 | 40:04 | David West | Sphinx AC | 76 |
| 77 | 236 | 40:08 | Mark Clayton | Sneyd Striders | 77 |
| 78 | 189 | 40:08 | Alan Glaister | Nuneaton Harriers | 78 |
| 79 | 270 | 40:09 | Paul Lloyd | Solihull & Small Heath A.C. | 79 |
| 80 | 320 | 40:10 | Paul Slatford | Sphinx AC | 80 |
| 81 | 118 | 40:26 | Sam Key | Coventry Triathletes | 81 |
| 82 | 322 | 40:29 | Rob Wheatley | Sphinx AC | 82 |
| 83 | 345 | 40:39 | Paul Stevens | West Bromwich Harriers | 83 |
| 84 | 348 | 40:53 | Neil Hale | Cobra R.C. & Tri | 84 |
| 85 | 299 | 40:58 | Nick Stringer | Sparkhill Harriers | 85 |
| 86 | 34 | 41:03 | Andy Georgiou | Amazing Feet | 86 |
| 87 | 145 | 41:04 | Russ Barnes | Kidderminster & Stourport | 87 |
| 88 | 176 | 41:06 | Jon Ranford | Newcastle (Staffs) AC | 88 |
| 89 | 23 | 41:09 | Mark O'Rourke | Aldridge R.C. | 89 |
| 90 | 202 | 41:10 | Nicky Wall | Nuneaton Harriers | 90 |
| 91 | 116 | 41:12 | Oliver Gibson | Coventry Triathletes | 91 |
| 92 | 18 | 41:13 | Paul Lucas | Aldridge R.C. | 92 |
| 93 | 325 | 41:14 | James Bellamy | Stourbridge R.C. | 93 |
| 94 | 338 | 41:15 | Gary Clifton | West Bromwich Harriers | 94 |
| 95 | 301 | 41:15 | Andy Wadsworth | Sparkhill Harriers | 95 |
| 96 | 359 | 41:22 | Mandip Thandi | Aldridge R.C. | 96 |
| 97 | 249 | 41:29 | Chris Pinson Bradley | Sneyd Striders | 97 |
| 98 | 335 | 41:32 | Robert Woodward | Stourbridge R.C. | 98 |
| 99 | 366 | 41:37 | Neil Comerford | Droitwich AC | 99 |
| 100 | 79 | 41:39 | Nav Akhtar | City of B.Ham Striders | 100 |
| 101 | 88 | 41:43 | Matthew Stevens | City of B.Ham Striders | 101 |
| 102 | 267 | 41:45 | Richard Horne | Solihull & Small Heath A.C. | 102 |
| 103 | 287 | 41:57 | Graham Hygate | Sparkhill Harriers | 103 |
| 104 | 304 | 42:08 | Barry Adams | Sphinx AC | 104 |

Birmingham & District Invitation Cross Country League

2017-2018 Season - Race Result


Division 3

Race 1

11/11/2017 at Plock Court, Gloucester

hosted by Severn AC

Results Version 1 (11/11/2017)



| | | | | | |
|-----|-----|-------|------------------|---------------------------|-----|
| 105 | 364 | 42:13 | Jonathon King | Nuneaton Harriers | 105 |
| 106 | 43 | 42:15 | Jason Rushgrove | Amazing Feet | 106 |
| 107 | 350 | 42:17 | Chris Houghton | Centurion RR | 107 |
| 108 | 83 | 42:19 | John Bristow | City of B.Ham Striders | 108 |
| 109 | 289 | 42:28 | Andy Manning | Sparkhill Harriers | 109 |
| 110 | 288 | 42:28 | Andy Law | Sparkhill Harriers | 110 |
| 111 | 256 | 42:31 | Mark Till | Sneyd Striders | 111 |
| 112 | 71 | 42:33 | Andy Rea | Centurion RR | 112 |
| 113 | 132 | 42:37 | Andy Foden | Droitwich AC | 113 |
| 114 | 160 | 42:42 | Martin Wilmott | Kidderminster & Stourport | 114 |
| 115 | 199 | 42:44 | Matt Ruff | Nuneaton Harriers | 115 |
| 116 | 50 | 42:58 | Peter Whittall | Amazing Feet | 116 |
| 117 | 81 | 43:03 | Seth Atkin | City of B.Ham Striders | 117 |
| 118 | 13 | 43:11 | Trevor Harris | Aldridge R.C. | 118 |
| 119 | 336 | 43:19 | Dominic Ashton | West Bromwich Harriers | 119 |
| 120 | 2 | 43:21 | Paul Allen | Aldridge R.C. | 120 |
| 121 | 235 | 43:25 | Andy Christian | Sneyd Striders | 121 |
| 122 | 283 | 43:33 | John Goulding | Sparkhill Harriers | 122 |
| 123 | 42 | 43:48 | Nick Richards | Amazing Feet | 123 |
| 124 | 306 | 43:49 | Barry Allen | Sphinx AC | 124 |
| 125 | 291 | 44:00 | Rob Mills | Sparkhill Harriers | 125 |
| 126 | 354 | 44:04 | Murray Grimes | Newcastle (Staffs) AC | 126 |
| 127 | 146 | 44:10 | Ian Clough | Kidderminster & Stourport | 127 |
| 128 | 204 | 44:23 | Nick Wilson | Nuneaton Harriers | 128 |
| 129 | 157 | 44:25 | Paul Roberts | Kidderminster & Stourport | 129 |
| 130 | 20 | 44:33 | David McHugh | Aldridge R.C. | 130 |
| 131 | 362 | 44:36 | Pete Greenfield | Nuneaton Harriers | 131 |
| 132 | 67 | 44:46 | Andy Matthews | Centurion RR | 132 |
| 133 | 153 | 44:51 | Harry Lambert | Kidderminster & Stourport | 133 |
| 134 | 240 | 44:56 | Gavin Harrison | Sneyd Striders | 134 |
| 135 | 208 | 45:03 | Chris Cook | Sedgley Striders | 135 |
| 136 | 65 | 45:04 | Julian Landeau | Centurion RR | 136 |
| 137 | 184 | 45:04 | Andy Worsley | Newcastle (Staffs) AC | 137 |
| 138 | 16 | 45:05 | Simon Hudson | Aldridge R.C. | 138 |
| 139 | 178 | 45:18 | Mark Roberts | Newcastle (Staffs) AC | 139 |
| 140 | 140 | 45:18 | James Penlington | Droitwich AC | 140 |
| 141 | 365 | 45:19 | Paul Cooper | Centurion RR | 141 |
| 142 | 19 | 45:25 | Eamon Lyons | Aldridge R.C. | 142 |
| 143 | 361 | 45:29 | Les Davis | Severn AC | 143 |
| 144 | 285 | 45:37 | Craig Hinks | Sparkhill Harriers | 144 |
| 145 | 212 | 45:59 | Matt Price | Sedgley Striders | 145 |
| 146 | 305 | 46:07 | Imran Ali | Sphinx AC | 146 |
| 147 | 86 | 46:08 | Adam Rathbone | City of B.Ham Striders | 147 |
| 148 | 357 | 46:20 | Josh Woodberry | Sedgley Striders | 148 |
| 149 | 58 | 46:37 | Kevin Ferncombe | Centurion RR | 149 |
| 150 | 9 | 46:41 | Edward Evitt | Aldridge R.C. | 150 |
| 151 | 68 | 46:46 | Matt McKenna | Centurion RR | 151 |
| 152 | 200 | 47:14 | Martin Swan | Nuneaton Harriers | 152 |
| 153 | 343 | 47:24 | Paul Mansell | West Bromwich Harriers | 153 |
| 154 | 253 | 47:31 | Chris Roberts | Sneyd Striders | 154 |
| 155 | 280 | 47:32 | Mick Edwards | Sparkhill Harriers | 155 |
| 156 | 151 | 47:49 | Paul Ingram | Kidderminster & Stourport | 156 |
| 157 | 102 | 47:52 | Andrew Spencer | Cobra R.C. & Tri | 157 |
| 158 | 76 | 47:54 | Len Wallace | Centurion RR | 158 |

Birmingham & District Invitation Cross Country League

2017-2018 Season - Race Result

Division 3

Race 1

11/11/2017 at Plock Court, Gloucester

hosted by Severn AC

Results Version 1 (11/11/2017)



| | | | | | |
|-----|-----|-------|-----------------|-----------------------------|-----|
| 159 | 17 | 48:09 | Richard Lodge | Aldridge R.C. | 159 |
| 160 | 277 | 48:18 | Mark Arnold | Sparkhill Harriers | 160 |
| 161 | 279 | 48:31 | Barry Crowley | Sparkhill Harriers | 161 |
| 162 | 117 | 48:39 | Chris Howes | Coventry Triathletes | 162 |
| 163 | 63 | 49:21 | James Houghton | Centurion RR | 163 |
| 164 | 38 | 49:26 | Chris Hughes | Amazing Feet | 164 |
| 165 | 273 | 49:28 | Ben Sales | Solihull & Small Heath A.C. | 165 |
| 166 | 158 | 49:29 | Sidney Roberts | Kidderminster & Stourport | 166 |
| 167 | 114 | 49:44 | Les Carter | Coventry Triathletes | 167 |
| 168 | 66 | 49:48 | Adrian Lloyd | Centurion RR | 168 |
| 169 | 15 | 50:51 | Lawrence Hewitt | Aldridge R.C. | 169 |
| 170 | 228 | 51:15 | Kevin Probyn | Severn AC | 170 |
| 171 | 356 | 51:19 | Andrew Collins | Sedgley Striders | 171 |
| 172 | 40 | 51:44 | David Pye | Amazing Feet | 172 |
| 173 | 119 | 52:56 | Bryan Knight | Coventry Triathletes | 173 |
| 174 | 347 | 54:44 | Rob Reynolds | Amazing Feet | 174 |
| 175 | 154 | 55:32 | Ron Lynes | Kidderminster & Stourport | 175 |
| 176 | 252 | 55:39 | Dave Poynton | Sneyd Striders | 176 |
| 177 | 26 | 55:40 | Mike Rogers | Aldridge R.C. | 177 |
| 178 | 355 | 60:38 | Darren Smith | Newcastle (Staffs) AC | 178 |

Senior Men Team Results

| | | | | |
|--------|----|-----------------------------|-------------------------|-----|
| A Team | 1 | Newcastle (Staffs) AC | 1 11 16 19 21 22 | 90 |
| | 2 | Severn AC | 5 6 17 30 36 47 | 141 |
| | 3 | Nuneaton Harriers | 2 13 15 28 57 63 | 178 |
| | 4 | Aldridge R.C. | 14 20 23 26 33 71 | 187 |
| | 5 | Solihull & Small Heath A.C. | 3 8 31 37 75 79 | 233 |
| | 6 | Sphinx AC | 25 34 41 42 61 68 | 271 |
| | 7 | Cobra R.C. & Tri | 18 43 52 59 60 84 | 316 |
| | 8 | West Bromwich Harriers | 7 40 44 66 83 94 | 334 |
| | 9 | Stourbridge R.C. | 9 38 51 53 93 98 | 342 |
| | 10 | Sparkhill Harriers | 10 48 56 67 85 95 | 361 |
| | 11 | Amazing Feet | 12 27 46 86 106 116 | 393 |
| | 12 | Centurion RR | 24 39 54 74 107 112 | 410 |
| | 13 | Droitwich AC | 4 49 58 99 113 140 | 463 |
| | 14 | Coventry Triathletes | 32 45 62 81 91 162 | 473 |
| | 15 | Sneyd Striders | 35 50 77 97 111 121 | 491 |
| | 16 | Kidderminster & Stourport | 65 87 114 127 129 133 | 655 |
| | 17 | Sedgley Striders | 55 70 135 145 148 171 | 724 |
| B Team | 1 | Nuneaton Harriers | 69 72 73 78 90 105 | 487 |
| | 2 | Sphinx AC | 76 80 82 104 124 146 | 612 |
| | 3 | Aldridge R.C. | 89 92 96 118 120 130 | 645 |
| | 4 | Newcastle (Staffs) AC | 29 88 126 137 139 178 | 697 |
| | 5 | Sparkhill Harriers | 103 109 110 122 125 144 | 713 |
| | 6 | Centurion RR | 132 136 141 149 151 158 | 867 |